



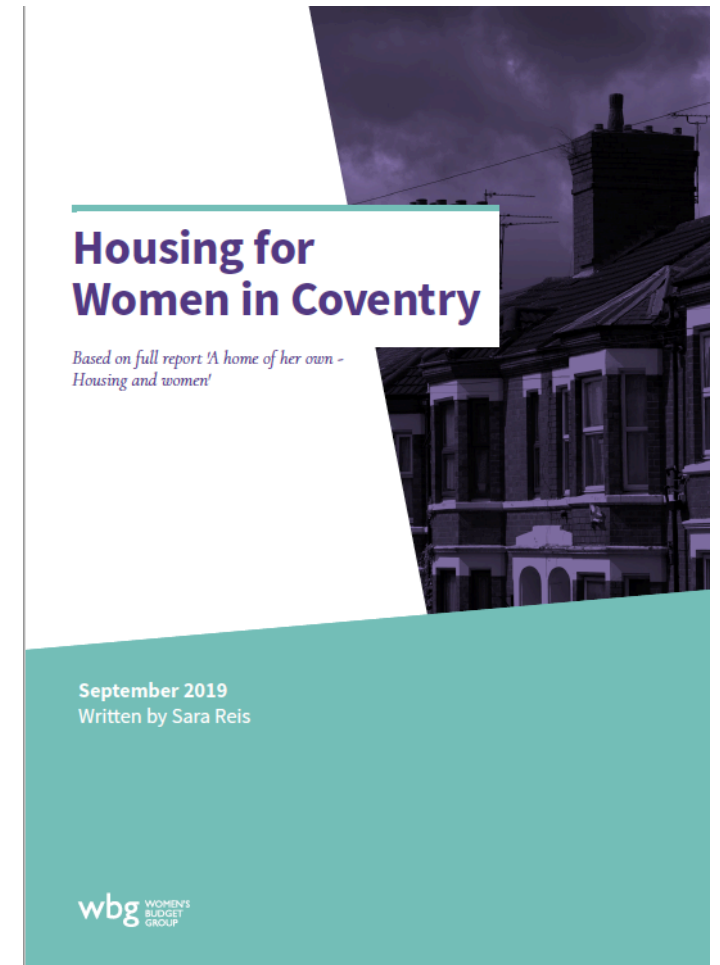
# A Home of Her Own

## Women and Housing in Coventry

### Briefing Launch

Coventry City Council

27 September 2019

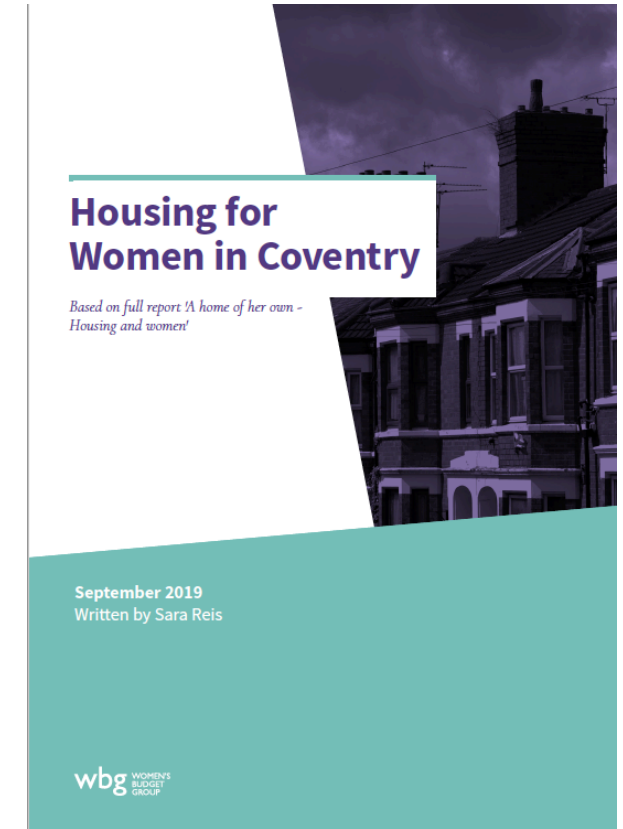


*#HomeOfHerOwn*  
*#CovWP*  
*@WomensBudgetGrp*

# A Home of Her Own Women and Housing in Coventry

Chair: Mary-Ann Stephenson (WBG)

Sara Reis | **UK Women's Budget Group**  
Rosie Hart | **Kairos WWT**  
Jaime Richards | **Coventry Haven Women's Aid**  
Cllr Kindy Sandhu | **Coventry City Council**  
Jim Crawshaw | **Coventry City Council**



#HomeOfHerOwn  
#CovWP  
@WomensBudgetGrp

# Housing in Coventry

- Fastest growing city outside of London & South East
- Significant demand for housing – particularly family homes
- Private Sector market = challenging market for all particularly single low paid women & large families
- Opportunities to access additional PRS properties
- Owner Occupation – Out of reach for many – particularly young people and people on low incomes
- Increasing demand on homelessness



**13,862** Households on register with **3,099** households in the reasonable preference bands (as at 17<sup>th</sup> July 2019)

**1400 properties** were advertised in 2018/19. 13% of these were age restricted properties for those aged 55+

**Only 14%** of lettings in 2018/19 were for **3 or 4 bed properties**

**MIN  
55**

# Current Housing Register Position



Greatest demand in 2018/19 is for 2 and 3 bedroom properties – **24% of all households require 3 or more bedrooms**

In the reasonable preference bands 1A to 2C this increases to 36%

**1446 households were housed** via Coventry Homefinder in 2018/19.

On average there are **229 bids per property** a 149% increase over the last decade where there was an average of 92 bids in 2008/09



# Statutory homeless in Coventry

Disproportionate number of single parent female households in Coventry and nationally (66%)

BME groups disproportionately overrepresented nationally & locally

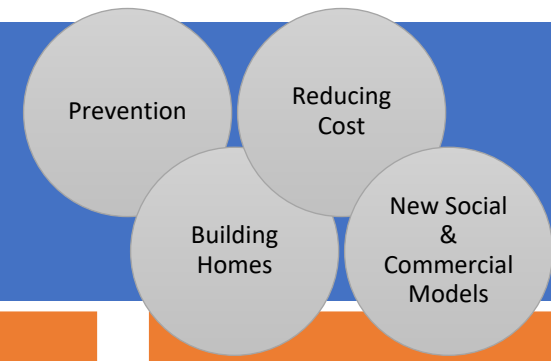
Domestic Abuse – 3<sup>rd</sup> largest reason for homelessness though % wise less than national numbers



As at 2<sup>nd</sup> September 2019, there was a cohort of approximately **363 families** and **237 single people in TA**

**63% of families in TA are single parent female households**  
**43% of single people in TA are Female** - Vulnerability

# One Coventry Housing & Homelessness Strategy



Preventing Homelessness & Supporting Homeless Households

Support for People and Communities

Improving Existing Homes

Housing Development

- **Primary and Secondary Prevention**
- **Multiple Complex Needs focus**
- **Reducing cost of temporary accommodation**
- **Review of Homefinder Policy**

- **Rough Sleeper Strategy**
- **Housing First**
- **Re - Commissioning Support 2020**
- **Supported Housing**
- **One Coventry approach**
- **Integrated Front Door**

- **Adaptations**
- **Sourcing new social and commercial rental models**
- **Rent Guarantee Schemes**
- **Private sector relationship**
- **Civil Powers**
- **Selective Licensing**

- **Capital Receipts**
- **Finance**
- **Local Housing Plan**
- **Delivery of new affordable and social housing**
- **Alternative Delivery Models (JV)**

# Rough Sleeping

- Currently out for consultation on Strategy – Closes 30/10/19  
<https://letstalk.coventry.gov.uk/>
- Outreach team engaging with 52 rough sleepers – 7 female – in line with national picture
- However only part of the story
  - Females often less visible when rough sleeping
  - Sofa surfing/bed begging
  - We know that organisations are working with significant numbers of homeless women
- Housing 1<sup>st</sup> Coventry– 5 of first 10 and 9 of first 20 Female
- Recommissioning of Supported Housing – Female provision